

















	Module depths 700 Range: 730 mm 900 Range: 920 mm	Module width	Gas version Power kW		Electr. version Power kW		Top only	On cabinet (*)	On gas oven		On electr. oven	
			700	900	700	900			700	900	700	900
	2 open burners	400	9	14,5			x	x				
	4 open burners	800	18	29			x	x	7,5	7,5		
	1 solid top	400	6,5	6,5		8	x	x				
	2 solid tops	800	13	13		16	x	x	7,5	7,5	5,1	5,1
	1 solid top + 2 open burners	800	21	21			x	x	7,5	7,5		
	2 solid tops + 2 open burners	1200	22	27,5			x	x				
	Griddle: flat or ribbed, chromed	400	5,8	8,5	3,9	5,4	x	x				
	Griddle: flat, half ribbed, chromed	800	11,6	17	7,8	10,8	x	x				
	Lavastone grill	400	5,5	11			x	x				
	Lavastone grill	800		22			x	x				
	2 electric plates	400			5,2	7	x	x				
	4 electric plates	800			10,4	14	x	x			5,1	5,1
	2 induction hobs	400			6	10	x	x				
	2 ceramic radiant hobs	400			5,7		x	x				
	Electric charbroiler	400			3,9	5,3	x	x				
	Bain Marie	400			1,5	1,5	x	x				
	Double well fryer 2 x 6 L	400			12		x	x				
	Single well fryer 15 L	400			8,1	8,1	x	x				
	Single well fryer 18 L	400	16,5		15			x				
	Single well fryer 25 L	400		21,5		22,5		x				
	High capacity fryer 25 L	400		26				x				
	Chip scuttle, infrared	400			0,8	0,8	x	x				
	Pasta cooker	400			6	6		x				
	Tilting braising pan 30 dm2	800	8,6		7,8							
	Tilting braising pan 45 dm2	800		15,7		10,6						
	Tilting braising pan 65 dm2	1200		23		16,2						
	Direct heat kettle 60 L	800	11									
	Indirect heat kettle 60 L	800	11		7,5							
	Direct heat kettle 110 L	800		21,5		15,5						
	Indirect heat kettle 110 L	800		21,5		15,5						
	Direct heat kettle 150 L	800		21,5								
	Indirect heat kettle 150 L	800		21,5		18						
	Direct heat kettle 250 L	1200		28,5								
Indirect heat kettle 250 L	1200		28,5		24							
	Ambient top	400					x	x				
	Refrigerated base with compressor	1200 1600 2000			0,45	0,45						